

DRAW ME CLOSE

KELLY CARPENTER

Intro: Gm Dm/F EbM7 Bb2/D Cm7 F7sus F7 Bb

Bb Eb/Bb

Draw me close to You

F/Bb Bb

Never let me go

F/A Eb/G

I lay it all down again

Gm9 Gm9/F EbM7 Eb6

To hear You say that I'm Your friend

Bb Eb/Bb

You are my desire

F/Bb Bb

No one else will do

F/A Eb/G

Cause nothing else could take Your place

Gm9 Gm9/F EbM7 Eb6

To feel the warmth of Your embrace

Bb/F Eb/F

Help me find the way

F Bb Eb/F F

Bring me back to You

Bb F/Bb Eb/Bb

You're all I want

Bb F/A Eb/G F7sus F7

You're all I've ever needed

Bb F/Bb Eb/Bb

You're all I want

F7sus F Bb Gm9 Gm/F

Help me know You are near

F7sus F Bb

Help me know You are here

Gm

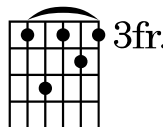
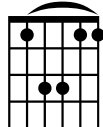
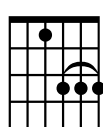
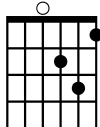
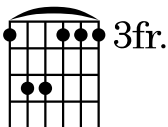
Dm

EbM7

Bb2

Cm7

F7sus



F7

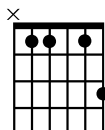
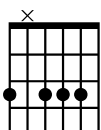
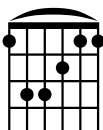
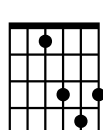
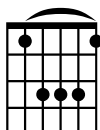
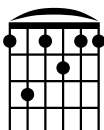
Bb

Eb

F

Gm9

Eb6



CCLI#1459484

©1994 Mercy/Vineyard Publishing (ASCAP).

All Rights Reserved. International Copyright Secured. Used By Permission.